




ELEVATOR / CONVEYOR MONITORING SYSTEMS



www.go4b.com

Combined Monitoring Systems

Product	Watchdog Super Elite™	Watchdog Elite™	T500 Elite – Hotbus™
			
Bearing temperature	Y (continuous) max. 6 sensors + 2 ambient temp. sensors	Y (continuous) max. 6 sensors	Y (continuous) max. 256 inputs*
Belt speed	Y (continuous) max. 2 inputs – Differential speed monitoring	Y (continuous) max. 1 input Single speed monitoring	Y (continuous) max. 256 inputs*
Belt alignment	Y Pulses / Contact / Rub* Blocks 4 inputs	Y max. 4 sensors (Touchswitch)	Y max. 256 sensors*
Plugged condition	Y	Y	Y
Pulley alignment	Y	Y	Y
Communication interfaces	Ethernet and RS-485 Onboard	All major industrial protocols supported via F500 Gateway	All major industrial protocols supported via F500 Gateway
Test function	Y	Y	Y
Alarm & shutdown function	Y	Y	Y
Applications	Single elevator or conveyor	Single elevator or conveyor	Multiple elevators & conveyors; remote monitoring across site
Hazardmon.com (Cloud based hazard monitoring)	Y (Ethernet onboard)	N	Y (via F500)
Certifications	ATEX / CSA / IECEx / GOST	ATEX / CSA / IECEx / GOST	ATEX / CSA / IECEx / GOST

* total number of inputs / sensors, all sensors combined.

Specialised Monitoring Systems

Product	T400N Elite	T400 Elite	A400 Elite	B400 Elite
				
Bearing temperature	Y (continuous) max. 8 sensors	Y (discreet PTC) max. 16 sensors	N	N
Belt speed	N	N	Y	N
Belt alignment	N	N	Y	Y
Plugged condition	N	N	N	Y
Pulley alignment	N	N	N	Y
Communication interfaces	Modbus RTU (RS-485)	N	N	N
Test function	Y	Y	Y	Y
Alarm & shutdown function	Y	Y	Y	Y
Applications	Elevators & conveyors	Elevators & conveyors	Elevators	Elevators & conveyors
Hazardmon.com (Cloud based hazard monitoring)	N	N	N	N
Certifications	ATEX / CSA / IECEx / GOST	ATEX / CSA / IECEx / GOST	ATEX / CSA / IECEx / GOST	ATEX / CSA / IECEx / GOST