

PULLSWITCH

Conveyor Safety Stop Switch

**Approved for dust-explosive environments
ATEX Zones 20, 21 & 22 & conforms with norm EN 620**

APPLICATION

The PST2000A Pullswitch is a reliable "Taut Wire" failsafe emergency stop system for installation along the length of a conveyor. Pullswitches can be installed at intervals of up to 100m, reducing the overall system cost. PVC coated steel pullwire, available in five different colours, connects between the switches to provide continuous emergency stop access along the length of the conveyor. Quick location of a tripped switch is provided by a flag/reflector combination and a signal can also be wired back to an indicator panel or PLC.

The Pullswitch housing is made from polycarbonate and stainless steel providing corrosion-resistant, robust and weather proof protection.

A total of five independent changeover contacts inside the Pullswitch offer unique operation and control. Two independent cam operated switches with snap action mechanical operations are provided for conveyor shutdown. A third switch acts as an auxiliary tripped switch location signal and two additional microswitches signal for a slack wire alarm.

FEATURES

- Corrosion Resistant Weather Tight Housing
- Unique Taut Wire Failsafe System
- Reflector/Flag and Flag tripped Indication
- Double Ended Snap Action Mechanism
- ATEX-Approved according to norm EN 50281-1-1
Ex II 1D T85°C IP65 - ZONE 20

ACCESSORIES

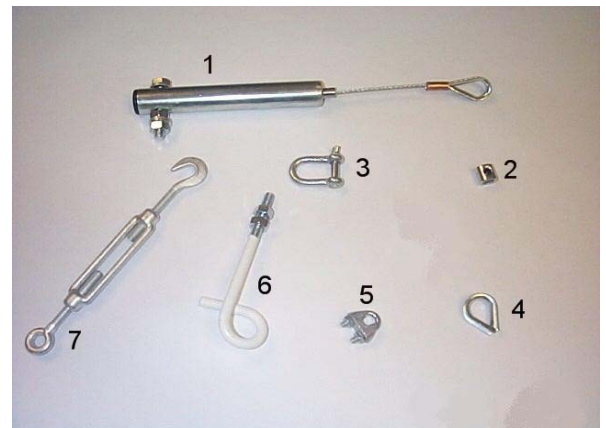
| | |
|-----------------------|--------------|
| 1 Ending | 5 Cable clip |
| 2 Collar/clip | 6 Pigtail |
| 3 "D" Shackle | 7 Tensioner |
| 4 Eyelet for pullwire | |



ATEX Approved
Ex II 1D T85°C - IP 65



CSA
Approved Versions Available



Detailed specifications, wiring diagrams and installation / operating instructions available upon request.

Please refer to instruction manual for correct installation .
Information subject to change or correction. May 2007.



BRAIME

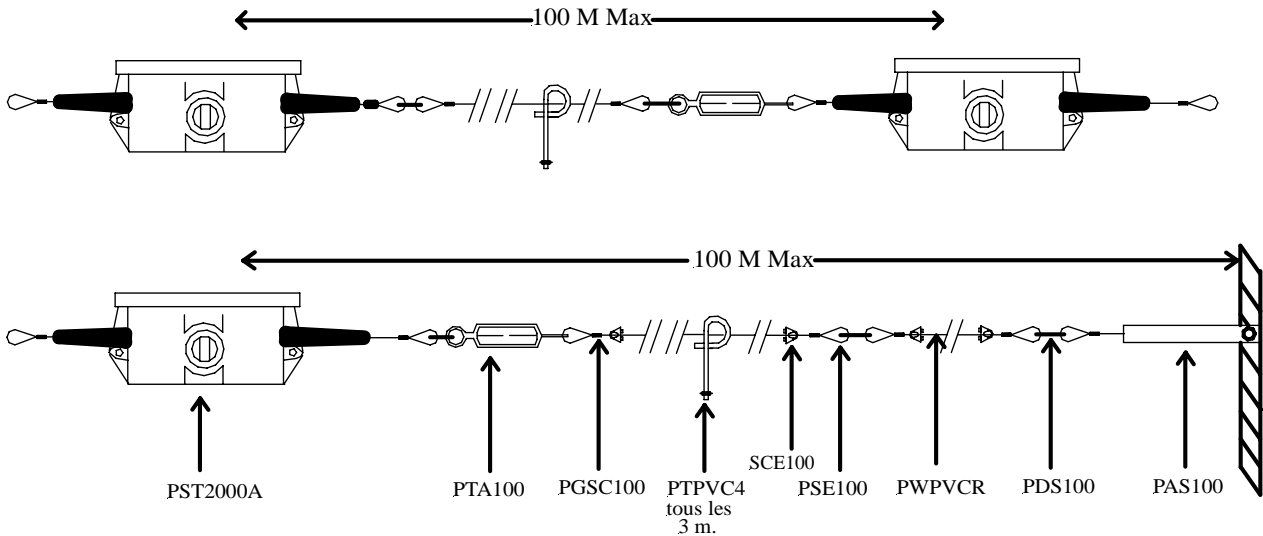
PULLSWITCH

TECHNOLOGY · INNOVATION · QUALITY · VALUE

TECHNICAL SPECIFICATIONS

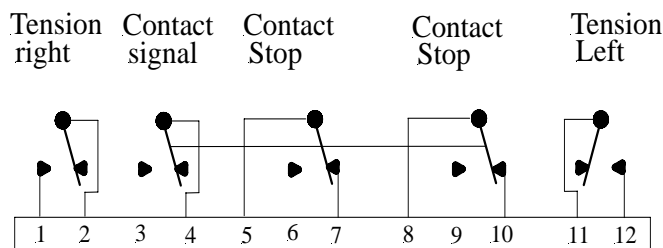
| | |
|----------------|-------------------------------------|
| Type | PST2000A |
| Contacts | 250V/5A |
| Enclosure | Polycarbonate and Stainless Steel |
| Dimensions | 100X200X125mm |
| Protection | IP 65 |
| Entry conduits | 2 X M20 |
| IK | IK 07 |
| Mechanism | 2-directional emergency stop switch |

TYPICAL APPLICATION



| | |
|----------|----------------------------------|
| PST2000A | Pullswitch |
| PTA100 | Tensioner |
| PGSC100 | Collar/Clip for cable |
| PTPVCR | PVC coated pigtail 82,5/10mm Dia |
| SCE100 | "STIRRUP" cable clip |
| PSE100 | Eyelet for Pullwire |
| PWPVCR | Red pullwire 3/16" |
| PDS100 | "D" Shackle |
| PAS100 | Anchor Spring 12 KG (optional) |

CONTACT ARRANGEMENT



Please refer to instruction manual for correct installation .
Information subject to change or correction. May 2007.